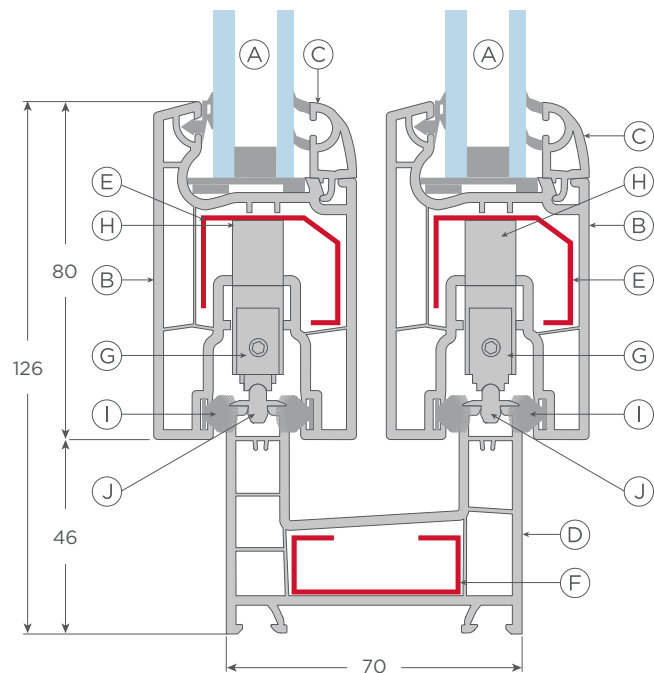


sliding



- A . Termopanel
- B . Hoja ventana corredera
- C . Junquillo termopanel
- D . Marco doble riel
- E . Ref. múltiple con inclinación
- F . Ref. marco corredera sliding
- G . Carro regulable
- H . Suplemento carro
- I . Felpa 7x6 con film seal
- J . Riel de aluminio

LINEA SLIDING VENTANA | CORREDERA

REFUERZOS

Refuerzo múltiple 1.2 y 2mm para hoja
Refuerzo marco corredera 1.2mm

PERFILES

Espesor: 2.5mm +/- 0.5mm

ACRISTALAMIENTO


Mínimo: 4mm
Máximo: 22mm

SLIDING VENTANA


MEDIDAS RECOMENDADAS HOJA

Mínima: 800 x 500mm
Máxima: 2250 x 2300mm

APERTURAS

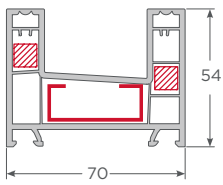


COLORES DISPONIBLES



CLASIFICACIÓN NCH 888		
Resistencia al viento	NCH 888	EN 12210
	5 VC	Class C1/B2
Estanquidad al agua	NCH 888	EN 12208
	15E	Class 2A
Permeabilidad al aire	NCH 888	EN 12207
	7A	Class 3

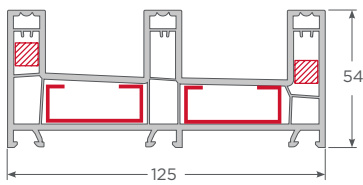
sliding



con Apoyo cerradero 9x9 - M

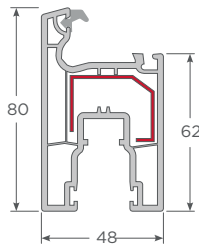
Marco Doble Riel Corredera

Perfiles principales Sliding

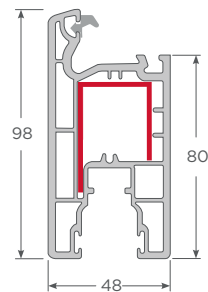


con Apoyo cerradero 9x9 - M

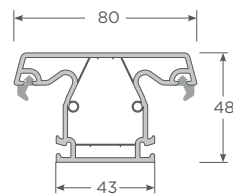
Marco Triple Riel Corredera



Hoja Corredera 80

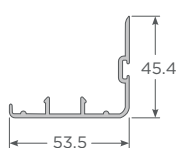


Hoja Corredera 98

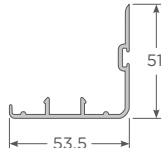


Poste T corredera

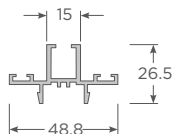
Perfiles complementarios Sliding



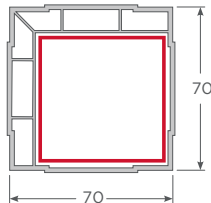
Traslapo Corredera 80



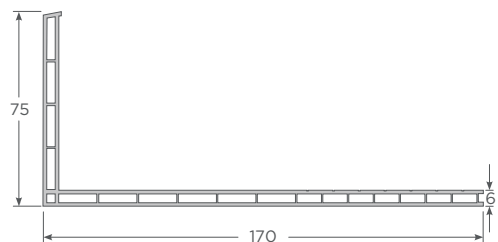
Traslapo Corredera 98



Adaptador Cuarta Hoja con Felpa

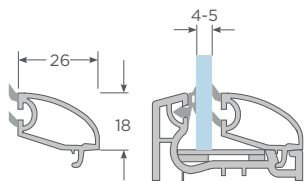


Esquinero 90° - 70mm Corredera

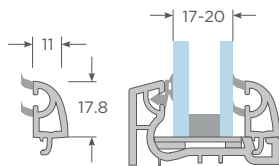


Angulo de revestimiento 75 / 170mm

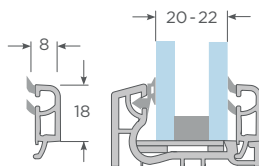
Junquillos Sliding



Junquillo 4-5mm Corredera

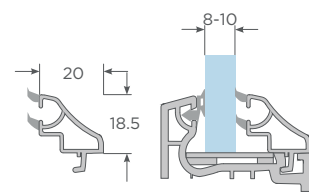


Junquillo 17-20mm Corredera



Junquillo 20-22mm Corredera

Conversión de junquillos Sliding



con junquillo 17-20mm S60 Acristamiento 8-10mm

LINEA SLIDING | CORREDERA

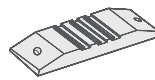
Accesorios Sliding



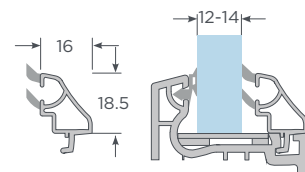
Blanco - Marrón - Negro
Tope corredera 90°



Color Natural
Riel de aluminio

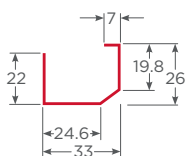


Blanco - Marrón - Negro
Tope Estanco Corredera

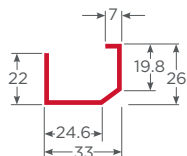


con junquillo 22-24mm S60 Acristamiento 12-14mm

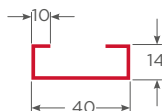
Refuerzos Sliding



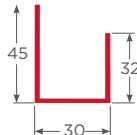
Ref. New Múltiple 1.2mm - TC
PL-CMP-TC-MLT-12



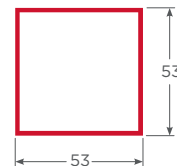
Ref. New Múltiple 2mm - TC
PL-CMP-TC-MLT-2



Ref. marco corredera 1.2mm - TC
PL-SLD-TC-MCA-12



Ref. hoja corredera 98 / 2mm - TC
PL-S60-TC-H98-2



Ref. BOX esquinero 90° Sliding 1.5mm - TC
PL-SLD-TC-EQC-15



Apoyo cerradero 9x9
HL-ACC-9X9-APOC-MA

CONSULTAR CÓDIGO DE PRODUCTO